


CONTENTTORE RING



STRUTTURA

Il perimetro della struttura viene costruito in lamiera d'acciaio di prima scelta, rifinito e protetto con verniciatura a caldo con polveri epossipoliestere, in quattro colori. Fianchi, fondo e cappello vengono fissati per mezzo di 4 giunti angolari in alluminio. La loro particolare forma schiacciata sul lato lungo consente di accogliere completamente lo spessore di ante e schiena. Sul fondo dell'armadio trovano alloggio i piedini livellatori per una perfetta messa in piano a montaggio ultimato. (prof. 35 cm / prof. 47 cm)

ANTE E CASSETTI

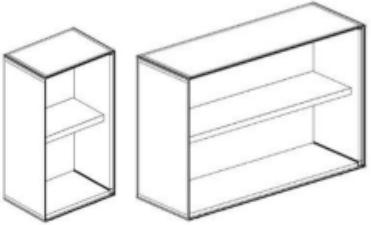
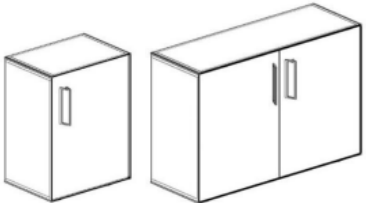
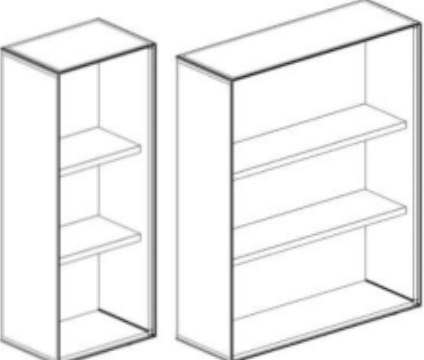
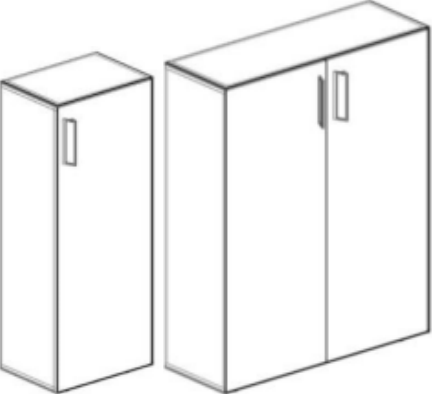
Ante disponibili nelle due versioni eco-legno. Le ante possono essere fornite in vetro acidato o colorato, montato su telaio perimetrale in alluminio con profilo minimo a vista. Tutte le ante sono complete di serratura di sicurezza.

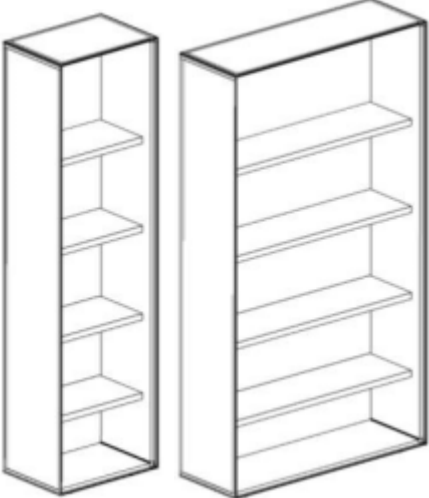
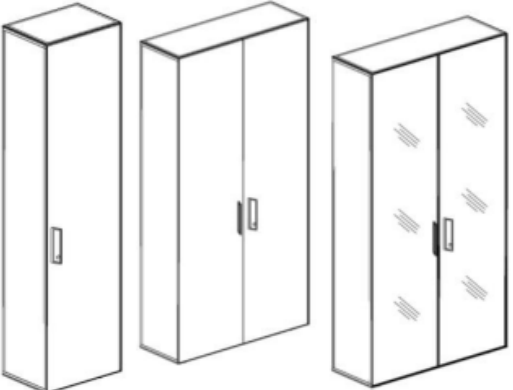
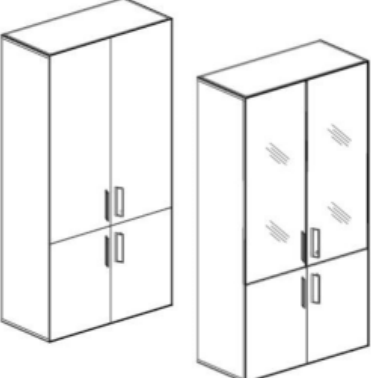
Cassetti classificatore (prof. 47 cm): consente l'archivio con cartelle sospese, ogni cassetto ha la propria serratura indipendente, lavora su una guida telaio estraibile ad estrazione totale. Il frontale del cassetto segue le finiture dell'eco -legno.

NOTE

Top (prof. 35/47): nella versione standard il top rimane in metallo, su richiesta può essere realizzato in eco-legno o vetro verniciato.

TIPOLOGIE

	<p><u>ARMADIO BASSO A GIORNO – H 72 / 84</u> cm 50 x 35 x 72 cm 50 x 35 x 84</p> <p>cm 100 x 35 x 72 cm 100 x 35 x 84</p>	<p>RN001V RN102V</p> <p>RN002V RN103V</p>
	<p><u>ARMADIO BASSO CON ANTA – H 72/84</u> cm 50 x 35 x 72 - DX cm 50 x 35 x 84 - DX cm 50 x 35 x 72 - SX cm 50 x 35 x 84 - SX</p> <p>cm 100 x 35 x 72 – DUE ANTE cm 100 x 35 x 84 – DUE ANTE</p>	<p>RN086V RN105V RN085V RN104V</p> <p>RN087V RN106V</p>
	<p><u>ARMADIO MEDIO A GIORNO – H 131</u> cm 50 x 35 x 131 cm 100 x 35 x 131</p>	<p>RN339V RN340V</p>
	<p><u>ARMADIO MEDIO CON ANTA – H 131</u> MELAMINICO cm 50 x 35 x 131 - DX cm 50 x 35 x 131 - SX cm 100 x 35 x 131 – DUE ANTE</p> <p>MELAMINICO + VETRO ACIDATO cm 50 x 35 x 131 - DX cm 50 x 35 x 131 - SX cm 100 x 35 x 131 – DUE ANTE</p> <p>MELAMINICO + VETRO COLORATO cm 50 x 35 x 131 - DX cm 50 x 35 x 131 - SX cm 100 x 35 x 131 – DUE ANTE</p>	<p>RN342V RN341V RN343V</p> <p>RN363V RN362V RN366V</p> <p>RN361V RN360V RN365V</p>

	<p><u>ARMADIO ALTO A GIORNO – H 204</u> cm 50 x 35 x 204 cm 100 x 35 x 204</p>	<p>RN053V RN054V</p>
	<p><u>ARMADIO ALTO CON ANTA – H 204</u> MELAMINICO cm 50 x 35 x 204 - DX cm 50 x 35 x 204 - SX cm 100 x 35 x 204 – DUE ANTE</p> <p>MELAMINICO + VETRO ACIDATO cm 100 x 35 x 204 – DUE ANTE</p> <p>MELAMINICO + VETRO COLORATO cm 100 x 35 x 204 – DUE ANTE</p>	<p>RN092V RN091V RN093V</p> <p>RN379V</p> <p>RN380V</p>
	<p><u>ARMADIO ALTO CON DOPPIA ANTA – H 204</u> MELAMINICO cm 100 x 47 x 204</p> <p>MELAMINICO + VETRO ACIDATO cm 100 x 47 x 204</p> <p>MELAMINICO + VETRO COLORATO cm 100 x 47 x 204</p>	<p>RN067V</p> <p>RN137V</p> <p>RN076V</p>

FINITURE

STRUTTURA IN METALLO



V01 RAL 9016

BIANCO
WHITE
BLANC



V73 RAL 9006

ARGENTO
SILVER
ARGENT



V98 RAL 9011

NERO
BLACK
NOIR



V48 RAL 7035

GRIGIO
GREY
GRIS



V03 RAL 1013

AVORIO
IVORY
IVOIRE

ANTE, TOP E FIANCHI IN MELAMINICO



T01
BIANCO
WHITE
BLANC



T62
GRIGIO CENERE
ASH GREY
GRIS CENDRE



T03
PANNA
CREAM
CRÈME



T07
FAGGIO
BEECH
HÊTRE



T61
TORTORA
DOVE-GREY
GRIS TORTERELLE



T32
ROVERE CHIARO
LIGHT OAK
CHÊNE CLAIR



T40
NOCE CANALETTO
WALNUT
NOYER



T42
ROVERE SCURO
DARK OAK
CHÊNE NOIR




T48
BIANCO VENATO
VEINED WHITE
BLANC VEINÉ



T60
EUCALIPTO
EUCALYPTUS
EUCALYPTUS

RETRO IN MELAMINICO



T01
BIANCO
WHITE
BLANC



T02
GRIGIO CENERE
ASH GREY
GRIS CENDRE



T03
PANNA
CREAM
CRÈME

ANTE IN VETRO



ACIDATO
FROSTED
ACIDIFIÉ



VV01
BIANCO
WHITE
BLANC




VV28
RUBINO
RUBY
RUBIS



VV56
NERO
BLACK
NOIR

RING CABINET



STRUCTURE

The perimeter of the structure is made of top-quality metal sheet, painted and protected thanks to the hot painting process with epoxy-polyester powders, in four colours. Sides, back and cover are attached through 4 aluminium corner joints. Their particular shape, thin but long, makes it possible to fully fit the thickness of doors and back. On the back of the cabinet, there are some levelling pins, which perfectly level the piece of furniture after it has been assembled. (depth 35 cm / prof. 47 cm)

DOORS AND DRAWERS

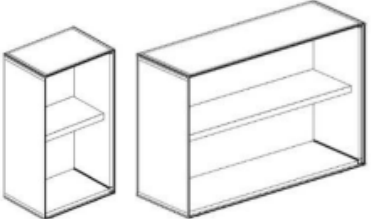
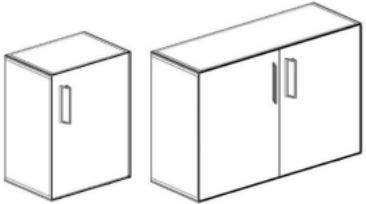
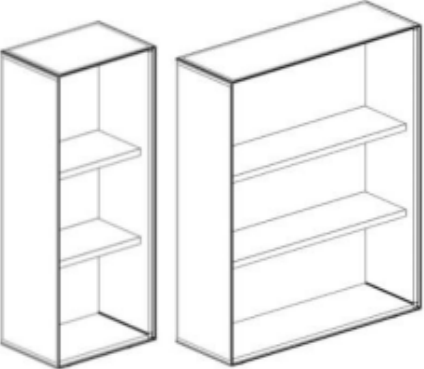
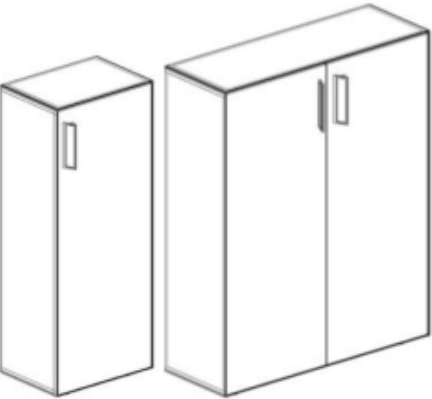
Doors: available in ecological wood. The doors can be made of frosted or coloured glass, assembled on the aluminium frame with a minimally visible profile. All the doors are equipped with safety locks.

Filing cabinet drawers (depth 47 cm): they make it possible to file material with suspended folders, each drawer has a separate lock, can be fully taken out through a frame equipped with sliding rails. The front of the drawers matches the ecological wood finishes.

NOTE

Top (depth 35/47 cm): in the standard version, the top is made of metal, upon request it can be made of ecological wood or painted glass.

TYPES

	<p><u>OPEN LOW CABINET – H 72 / 84</u> cm 50 x 35 x 72 cm 50 x 35 x 84</p> <p>cm 100 x 35 x 72 cm 100 x 35 x 84</p>	<p>RI001V RI102V</p> <p>RI002V RI103V</p>
	<p><u>LOW CABINET WITH DOORS – H 72/84</u> cm 50 x 35 x 72 - RIGHT cm 50 x 35 x 84 - RIGHT cm 50 x 35 x 72 - LEFT cm 50 x 35 x 84 - LEFT</p> <p>cm 100 x 35 x 72 – TWO DOORS cm 100 x 35 x 84 – TWO DOORS</p>	<p>RI086V RI105V RI085V RI104V</p> <p>RI087V RI106V</p>
	<p><u>OPEN MEDIUM CABINET – H 131</u> cm 50 x 35 x 131 cm 100 x 35 x 131</p>	<p>RI339V RI340V</p>
	<p><u>MEDIUM CABINET WITH DOORS – H 131</u> MELAMINE cm 50 x 35 x 131 - RIGHT cm 50 x 35 x 131 - LEFT cm 100 x 35 x 131 – TWO DOORS</p> <p>MELAMINE+ FROSTED GLASS cm 50 x 35 x 131 - RIGHT cm 50 x 35 x 131 - LEFT cm 100 x 35 x 131 – TWO DOORS</p> <p>MELAMINE + COLOURED GLASS cm 50 x 35 x 131 - RIGHT cm 50 x 35 x 131 - LEFT cm 100 x 35 x 131 – TWO DOORS</p>	<p>RI342V RI341V RI343V</p> <p>RI363V RI362V RI366V</p> <p>RI361V RI360V RI365V</p>

	<p><u>OPEN HIGH CABINET – H 204</u> cm 50 x 35 x 204 cm 100 x 35 x 204</p>	<p>RI053V RI054V</p>
	<p><u>HIGH CABINET WITH DOORS – H 204</u> MELAMINE cm 50 x 35 x 204 - RIGHT cm 50 x 35 x 204 - LEFT cm 100 x 35 x 204 – TWO DOORS</p> <p>MELAMINE+ FROSTED GLASS cm 100 x 35 x 204 – TWO DOORS</p> <p>COLOURED GLASS cm 100 x 35 x 204 – TWO DOORS</p>	<p>RI092V RI091V RI093V</p> <p>RI379V</p> <p>RI380V</p>
	<p><u>HIGH CABINET WITH DOUBLE DOORS – H 204</u> MELAMINE cm 100 x 47 x 204</p> <p>MELAMINE+ FROSTED GLASS cm 100 x 47 x 204</p> <p>COLOURED GLASS cm 100 x 47 x 204</p>	<p>RN067V</p> <p>RN137V</p> <p>RN076V</p>

FINISHES

METAL STRUCTURE



V01 RAL 9016
BIANCO
WHITE
BLANC



V73 RAL 9006
ARGENTO
SILVER
ARGENT



V98 RAL 9011
NERO
BLACK
NOIR



V48 RAL 7035
GRIGIO
GREY
GRIS



V03 RAL 1013
AVORIO
IVORY
IVOIRE

MELAMINE DOORS, TOP AND COVERING PANELS



T01
BIANCO
WHITE
BLANC



T62
GRIGIO CENERE
ASH GREY
GRIS CENDRE



T03
PANNA
CREAM
CRÈME



T07
FAGGIO
BEECH
HÊTRE



T61
TORTORA
DOVE-GREY
GRIS TORTERELLE



T32
ROVERE CHIARO
LIGHT OAK
CHÊNE CLAIR



T40
NOCE CANALETTO
WALNUT
NOYER



T42
ROVERE SCURO
DARK OAK
CHÊNE NOIR



T48
BIANCO VENATO
VEINED WHITE
BLANC VEINÉ



T60
EUCALIPTO
EUCALYPTUS
EUCALYPTUS

MELAMINE BACK



T01
BIANCO
WHITE
BLANC



T62
GRIGIO CENERE
ASH GREY
GRIS CENDRE



T03
PANNA
CREAM
CRÈME

GLASS DOORS



ACIDATO
FROSTED
ACIDIFIÉ



VV01
BIANCO
WHITE
BLANC




VV28
RUBINO
RUBY
RUBIS



VV56
NERO
BLACK
NOIR

ARMOIRE RING



STRUCTURE PORTANTE

Le périmètre de la structure est réalisé en tôle d'acier premier choix, fini et protégé par une peinture époxy appliquée à chaud, disponible en quatre couleurs. Les côtés, le fond et le dessus sont fixés à l'aide de 4 onglets d'encadrement en aluminium. Leur forme écrasée sur le côté long abrite entièrement l'épaisseur des portes et du derrière. Le fond de l'armoire abrite les patins de réglage pour la mise à niveau après le montage. (prof. 35 cm / prof. 47 cm)

PORTES ET TIROIRS

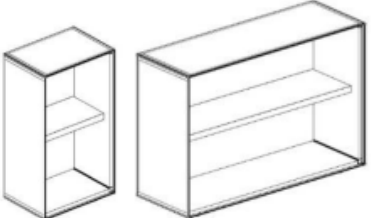
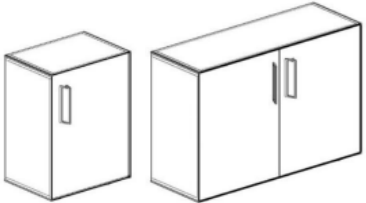
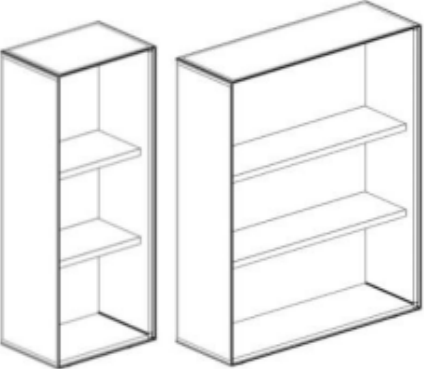
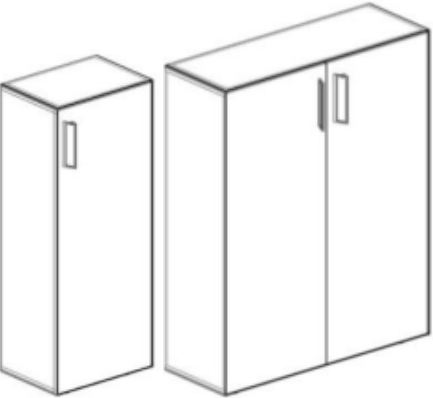
Portes: disponibles dans les deux versions éco-bois. Les portes peuvent être réalisées en vitre acidée ou colorée, montée sur le châssis périphérique en aluminium avec un mini profil apparent. Toutes les portes disposent d'une serrure de sécurité.

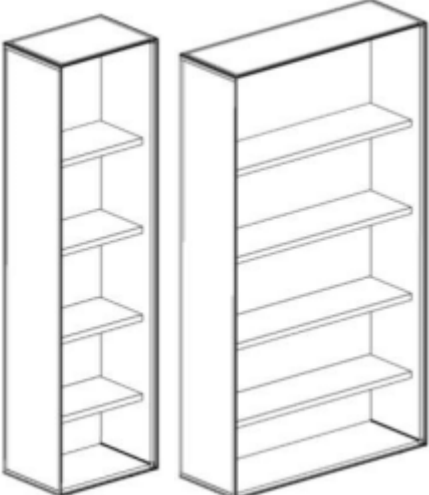


Tiroir classeur (prof. 47 cm): permet le rangement par dossiers suspendus. Chaque tiroir dispose d'une serrure et d'une glissière amovible à extraction totale. La façade du tiroir reproduit les finitions éco-bois.

NOTE

Top (prof. 35/47 cm): dans la version standard, le top est en métal. Sur demande, il peut être réalisé en éco-bois ou vitre peinte.

TYPES

	<p><u>ARMOIRE BAS A' JOUR – H 72 / 84</u> cm 50 x 35 x 72 cm 50 x 35 x 84</p> <p>cm 100 x 35 x 72 cm 100 x 35 x 84</p>	<p>RI001V RI102V</p> <p>RI002V RI103V</p>
	<p><u>ARMOIRE BAS AVEC PORTES – H 72/84</u> cm 50 x 35 x 72 - DROITE cm 50 x 35 x 84 - DROITE cm 50 x 35 x 72 - GAUCHE cm 50 x 35 x 84 - GAUCHE</p> <p>cm 100 x 35 x 72 – DEUX PORTES cm 100 x 35 x 84 – DEUX PORTES</p>	<p>RI086V RI105V RI085V RI104V</p> <p>RI087V RI106V</p>
	<p><u>ARMOIRE MOYENNE A' JOUR – H 131</u> cm 50 x 35 x 131 cm 100 x 35 x 131</p>	<p>RI339V RI340V</p>
	<p><u>ARMOIRE MOYENNE AVEC PORTES – H 131</u> MELAMINE cm 50 x 35 x 131 - DROITE cm 50 x 35 x 131 - GAUCHE cm 100 x 35 x 131 – DEUX PORTES</p> <p>MELAMINE+ VERRE ACIDIFIÉ cm 50 x 35 x 131 - DROITE cm 50 x 35 x 131 - GAUCHE cm 100 x 35 x 131 – DEUX PORTES</p> <p>MELAMINE + VERRE COLOURÉ cm 50 x 35 x 131 - DROITE cm 50 x 35 x 131 - GAUCHE cm 100 x 35 x 131 – DEUX PORTES</p>	<p>RI342V RI341V RI343V</p> <p>RI363V RI362V RI366V</p> <p>RI361V RI360V RI365V</p>

	<p><u>ARMOIRE HAUTE A' JOUR – H 204</u> cm 50 x 35 x 204 cm 100 x 35 x 204</p>	<p>RI053V RI054V</p>
	<p><u>ARMOIRE HAUTE AVEC PORTES – H 204</u> MELAMINE cm 50 x 35 x 204 - DROITE cm 50 x 35 x 204 - GAUCHE cm 100 x 35 x 204 – DEUX PORTES</p> <p>MELAMINE+ VERRE ACIDIFIÉ cm 100 x 35 x 204 – DEUX PORTES</p> <p>VERRE COLOURÉ cm 100 x 35 x 204 – DEUX PORTES</p>	<p>RI092V RI091V RI093V</p> <p>RI379V</p> <p>RI380V</p>
	<p><u>ARMOIRE HAUTE AVEC DOUBLE PORTES - H 204</u> MELAMINE cm 100 x 47 x 204</p> <p>MELAMINE+ VERRE ACIDIFIÉ cm 100 x 47 x 204</p> <p>VERRE COLOURÉ cm 100 x 47 x 204</p>	<p>RN067V</p> <p>RN137V</p> <p>RN076V</p>

FINITIONS

STRUCTURE METALLIQUES



V01 RAL 9016
BIANCO
WHITE
BLANC



V73 RAL 9006
ARGENTO
SILVER
ARGENT



V98 RAL 9011
NERO
BLACK
NOIR



V48 RAL 7035
GRIGIO
GREY
GRIS



V03 RAL 1013
AVORIO
IVORY
IVOIRE

PORTES, PLATEAU ET COUVERTURES EN MELAMINE



T01
BIANCO
WHITE
BLANC



T62
GRIGIO CENERE
ASH GREY
GRIS CENDRE



T03
PANNA
CREAM
CRÈME



T07
FAGGIO
BEECH
HÊTRE



T61
TORTORA
DOVE-GREY
GRIS TORTERELLE



T32
ROVERE CHIARO
LIGHT OAK
CHÊNE CLAIR



T40
NOCE CANALETTO
WALNUT
NOYER



T42
ROVERE SCURO
DARK OAK
CHÊNE NOIR




T48
BIANCO VENATO
VEINED WHITE
BLANC VEINÉ



T60
EUCALIPTO
EUCALYPTUS
EUCALYPTUS


PANNEAU ARRIÈRE EN MÉLAMINE



T01
BIANCO
WHITE
BLANC



T62
GRIGIO CENERE
ASH GREY
GRIS CENDRE



T03
PANNA
CREAM
CRÈME

PORTES EN VERRE



ACIDATO
FROSTED
ACIDIFIÉ



VV01
BIANCO
WHITE
BLANC



VV28
RUBINO
RUBY
RUBIS



VV56
NERO
BLACK
NOIR